



National Standards
for Volunteer Involvement

Implementation Guide

Implementation Guide

National Standards for Volunteer Involvement (2024)

The National Standards for Volunteer Involvement (National Standards) are a best practice framework to guide volunteer involvement. Any organisation, group, club, or association that involves volunteers can implement these standards.

This Implementation Guide contains the steps, activities, policy considerations, tips, tools and advice to help when implementing the National Standards.

The refresh of the National Standards for Volunteer Involvement was funded by the Australian Government Department of Social Services under the Volunteer Management Activity.

Intellectual Property for the National Standards for Volunteer Involvement belongs to Volunteering Australia.

Contents

Volunteering Peak Body Contact Details	4
Introduction	5
Useful tips	6
Other help available	7
Checklist of policy considerations	8
Implementation Guide	11
Step one: Identify benefits and challenges and assess readiness	13
Step two: Conduct a gap assessment	18
Step three: Secure internal support and resources	22
Step four: Develop an action plan and implement the plan	25
Step five: Review, celebrate, and ensure continuous improvement	29

Volunteering Peak Body Contact Details



Volunteering Australia

volunteeringaustralia.org

02 6189 4921

hello@volunteeringaustralia.org



VolunteeringACT

volunteeringact.org.au

02 6251 4060

info@volunteeringact.org.au



The Centre for Volunteering (NSW)

volunteering.com.au

02 9261 3600

info@volunteering.com.au



Volunteering Queensland

volunteeringqld.org.au

07 3002 7600

reception@volunteeringqld.org.au



Volunteering SA&NT

vsant.org.au

08 8221 7177

reception@vsant.org.au



Volunteering Tasmania

volunteeringtas.org.au

03 6231 5550

team@volunteeringtas.org.au



Volunteering Victoria

volunteeringvictoria.org.au

03 9052 4524

info@volunteeringvictoria.org.au



Volunteering WA

volunteeringwa.org.au

08 9482 4333

info@volunteeringwa.org.au

Introduction

The **National Standards for Volunteer Involvement** (National Standards) are a best practice framework to guide volunteer involvement. Any organisation, group, club, or association that involves volunteers can implement these standards.

This **Implementation Guide** is designed to help you implement the National Standards for Volunteer Involvement. It contains a step-by-step process you can follow.

This resource can be used along with the other resources in the National Standards resources suite. This includes:

- The **National Standards document** sets out the eight National Standards that support effective volunteer involvement. Each standard is accompanied by specific criteria and examples of evidence that indicate a standard has been met or how it could be met.
- **The Gap Analysis tool** is a self-assessment checklist against the National Standards and underpinning criteria. Completing the checklist is a helpful starting point in implementing the National Standards.
- **The National Standards Evidence Guide** details the indicators that criteria are met and provides examples of specific organisation evidence such as policies, procedures, processes and activities that would demonstrate whether the organisation or group is implementing or could implement that standard in practice.

Further resources and training to support implementation are available via the state and territory Volunteering Peak Bodies.

Useful tips

Identifying areas for improvement is both challenging and rewarding.

Here are some useful tips to get you started:

- **Implementing the National Standards is a group effort.**
Implementing the National Standards may include board or management committee members, senior management, managers or coordinators of volunteers, volunteers, employees, and clients or members of the community that you serve. You will need to decide what is appropriate for your organisation.
- **Consulting and engaging with your stakeholders, especially volunteers, is essential** for implementing the National Standards.
- **A dedicated person or team needs to be responsible for leading the implementation.** This person or team needs to be assigned sufficient authority.
- **Implementing the National Standards is about change management.** Change can be difficult. Communicating the need for change within your organisation or group and the benefits you expect from implementing the National Standards can reduce stress and conflict.
- **The National Standards can be implemented in any order and at your own pace.** Accept that the process may take some time.
- **Celebrate your successes.**

Other help available

The state and territory Volunteering Peak Bodies across Australia play a vital role in promoting excellence in volunteer involvement. They can support you on your National Standards implementation journey. Contact details are on page 3 of this Guide. Connecting with other organisations who are also on this journey is another great way to share expertise, resources and experience.

Volunteering Peak Bodies are organisations that support and advocate for the volunteering sector.

This includes:

- delivering training and workshops
- producing resources
- providing ongoing advice and support.

Checklist of policy considerations

An organisation should have policies and procedures to guide safe and effective practices for all workers, including volunteers. Volunteer rights and expected behaviours should be included in general policies that apply to all workers. This includes policies on workplace health and safety, code of conduct, social media, diversity and inclusion, privacy, and confidentiality.

Consider the following areas when reviewing policy statements in your organisation:

- Assigning management responsibility and resources to all aspects of coordinating or managing volunteers, including the development and maintenance of volunteer policies and operating procedures
- An overview policy for volunteer involvement
- Recruiting and selecting volunteers
- Support and development of volunteers
- Monitoring the work and the workplace of volunteers
- Transitioning and exiting volunteers, including re-engaging volunteers after a period of inactivity
- Volunteer recognition
- Continuously improving how your organisation manages volunteer involvement

Check the following lists to determine if your organisation needs additional policies to support volunteer involvement in your organisation:

Leadership and management responsibilities

- Compliance with the National Standards for Volunteer Involvement
- Authority and responsibility for leadership and management of volunteer involvement

- Risk management
- Social and legal responsibilities to the community
- Management system review and evaluation
- Training and development in managing volunteer involvement
- Volunteer policy and procedure development, review and evaluation
- Developing and maintaining volunteer documents and records

Volunteer involvement

- Inclusion in organisational strategic planning
- Roles of volunteers in organisational outcomes
- Resource commitment

Recruiting and selecting

- Legal requirements to be met (e.g. equal opportunity, non-discrimination)
- Screening as required by legislation or relevant to the activities within the organisation (such as police and working with children/working with vulnerable people checks)
- Volunteer interviews and selection
- Volunteer onboarding including induction, orientation, and trials

Support and development

- Onboarding of new volunteers
- Training and development opportunities available
- Work performance supervision and support
- Planning, monitoring and reviewing the activities volunteers undertake

Work and the workplace

- The role descriptions of volunteers
- Managing work satisfaction and handling volunteer grievances
- Volunteer workplace health and safety
- Volunteer insurance for personal injury and liability

Transitioning, exiting and re-engaging volunteers

- Legal requirements to be met
- Record keeping
- Return of organisational property
- Exit interviews/survey requirements, purpose, and use for continuous improvement
- Timeframes and requirements involved for reassignment or re-application

Volunteer recognition

- Feedback to volunteers
- Formal recognition and acknowledgement

Continuous improvement

- Collecting, analysing and using data
- Improving the quality of the management system for volunteer involvement

For guidance on policies and procedures and a library of templates visit the **[Knowledge Base – Developing Policies and Procedures](#)**.

Implementation Guide

Steps to implementing the National Standards

Organisations that involve volunteers come in all different shapes and sizes – from local community groups with a handful of volunteers to national organisations that engage thousands of volunteers across the country.

This diversity means a flexible approach to implementing the National Standards is needed. The National Standards resources can be adapted to suit the needs and circumstances of your organisation or group.

Each step in this Implementation Guide includes a series of suggested actions and key tasks. Some organisations may require a more formal project planning process, where all steps are considered, documented and approved before implementation. You may wish to apply a change management model to support implementation.

The steps included in this Guide are:

1. Identify benefits and challenges and assess readiness
2. Conduct a gap assessment
3. Secure internal support and resources
4. Develop an action plan and implement the plan
5. Review, celebrate and ensure continuous improvement

These steps and tasks are complementary to other project management methodologies you may use in your organisation. Focus has been given to key areas of activity:

- Planning for change
- Engaging stakeholders in change
- Securing resources for change

It is important to recognise that this Guide is a suggested approach to implementing the National Standards. Tasks within each step do not need to be implemented linearly. You may choose to combine planning tasks, stakeholder engagement tasks, or securing resource tasks to best suit your approach to this project.

You may also need to fully scope out the project before gaining final management approval. You may also need to repeat steps due to operational constraints or requirements of your organisation.

As you work through the five steps, you will develop an approach that best suits your organisation.

Step one: Identify benefits and challenges and assess readiness

Planning for change begins here. Identifying the benefits and challenges and assessing readiness is important as it will provide the motivation and foundation for changes that accompany implementation.

Key tasks

- Consider the importance and relevance of the National Standards for your organisation or group and how they might improve the way volunteers are involved.
- Consider if your organisation is ready for change.
- Identify specific benefits to demonstrate the value of implementing the Standards.
- Identify specific challenges in implementing the Standards and factor these into your planning to overcome these.
- Evaluate your initial capacity and capability to implement the National Standards.
- Identify resources and support that might be available.

Further guidance

The importance of the National Standards to your organisation

As you read the National Standards, consider the importance of them to your volunteer program. How important is a best practice framework to your organisation? When implemented, how will the National Standards improve volunteer engagement, retention, and program outcomes?

Consider the areas beyond your volunteer program that may be improved. Will change bring about greater efficiency, improved client relationships, reduce risk, and build the reputation of the organisation?

Implementing the National Standards may not just affect your program but may help other areas within your organisation.

Tip: Take note of other areas of your organisation that may benefit or be impacted by implementing the National Standards. These are stakeholder groups you might wish to engage with throughout the implementation process.

Change readiness

Change impacts both the organisation and the individual involved.

Consider how receptive others in the organisation, including volunteers, will be to change that may result from implementation. At this early stage, it is important to consider if others in the organisation will be receptive to change and embrace your initiatives.

Organisation considerations:

- Is the value of volunteering clearly understood in your organisation?
- Will efforts to improve your volunteer program be easily understood by others, or will you need to spend time explaining the importance of investing in improvements to this organisational resource?
- How much support do you have from senior management and other areas in your organisation for your program, and will this help implementation?

Individual considerations:

For individuals, change can elicit feelings of fear and uncertainty in those involved. Some individuals may doubt whether they can learn new ways or do things differently.

Consider how your staff and volunteers will respond to change accompanying implementation.

- Have they had a lot of change imposed on them before?
- Will proposed changes cause fatigue and resistance?
- Will this change be welcomed?
- How much time will you allocate to helping volunteers adapt to the change?

Tip: As you progress through the implementation steps, take the opportunity to:

- listen to concerns, ask for input and follow up on contributions
- create an understanding of why change is needed
- encourage individuals to recognise how it will benefit them and
- reassure those involved that support for change will be available to ease the transition process

Identify the benefits and challenges

Identifying the benefits and challenges contributes to both planning and stakeholder engagement. Initially scoping how change will be welcomed or resisted by different stakeholders (those involved or who will contribute to success) is key to starting the implementation process.

Identify the specific benefits your organisation will gain from implementing the National Standards, so you can inform, motivate, and demonstrate the value of implementation to others.

Potential benefits may include:

- an improved volunteer experience
- increased capacity to deliver on the organisation's mission
- greater volunteer satisfaction

- confidence volunteers are treated fairly, and their rights are protected
- enhanced service user satisfaction
- increased volunteer recruitment and retention
- reduced organisation risk
- enhanced capacity to demonstrate 'best practice'
- improved ability to innovate
- increased efficiency and cost savings
- increased ability to collaborate more effectively with partners
- enhanced organisational credibility and community reputation
- potential to attract more donors or funding

Identify the specific challenges or costs you think might be involved in implementing the National Standards. This will help you develop strategies to overcome resistance and obstacles.

Potential challenges may include:

- resource constraints
- perceived increase in bureaucracy and administration
- existing organisational culture that may not align with principles and requirements in standards
- lack of support from the broader organisation
- maintaining the momentum required to complete the process
- lack of appropriate skills and resources
- differing opinions and understanding of the national standards
- conflict and disagreement
- conflicting priorities
- loss of credibility if improvements are not made.

Consult with stakeholders on the benefits and challenges and how the National Standards may impact them. This both engages them with change and enables you to gain valuable input for implementation planning.

Capacity and capabilities

Evaluate your capacity and capability to implement the National Standards.

- When is the most appropriate time for you and your organisation to engage with this project?
- Have you set aside time to appropriately plan your approach to implementing the National Standards?
- What skills do you need to develop or source from others?

Tip: Ensure you are realistic about your capacity and capability and consider additional resources you may need as you progress through these implementation steps. Scale your implementation project accordingly.

Resources to help

Familiarise yourself with other resources available to help you. Volunteering Australia and the state and territory Volunteering Peak Bodies have information, resources, and tools that you can access. Contact information is available on page 3 of this Guide. For example, the **Volunteering Resource Hub** and the national **Knowledge Base** include resources that support the implementation of the National Standards.

Step two: Conduct a gap assessment

Conducting a gap assessment will reveal what you are already doing well, what changes may be needed, and present opportunities to identify changes that can contribute to organisational success. For best results, involve people across the organisation in this step.

Key tasks

- Use the **Gap Analysis** tool and **Evidence Guide** to assess current performance against the criteria in each standard.
- Consult with people across the organisation.
- Consider ways in which addressing the gaps can help the organisation achieve its goals.
- Consolidate your results and review the extent of change needed.

Further guidance

Assess current performance to identify the gap between how volunteer involvement is currently managed in your organisation and how you think it can be adapted or improved.

- Work through the National Standards to review and rate each of the criteria. For each criterion, investigate current practice and identify evidence that your organisation could use to show it meets the standard. Identify the areas where there are gaps and note any actions required to address these gaps.
- If you encounter any criteria that do not seem appropriate or relevant to the organisation, note the context and the reasons why these may not apply.
- You may find it helpful to add a rating to criteria most applicable to your organisation to help prioritise those areas that need greater attention.

Tip: If you identify many criteria with gaps, don't be discouraged. Even impactful volunteering programs with skilled and talented volunteer coordinators the evidence and systems take time to get in place. Once you collect input from others, you will need to prioritise. For the moment, know that you are taking steps in the right direction and that having systems in place will help you in the long term.

Tip: Contact your Volunteering Peak Body if you need any help.

Tool: The **Evidence Guide** unpacks the **National Standards, Criteria and Evidence** that indicate a standard has been met or how it could be met. For each criterion in the standards, the Evidence Guide lists suggestions of evidence an organisation may use to show how criteria are met.

These examples are not exhaustive but can guide processes and actions to implement the standards and highlight areas where your organisation might already be meeting the National Standards.

Consulting with volunteers and other stakeholders

It is helpful to gain a range of perspectives.

- Consult your volunteers about their experience, including how they are currently managed.
- Seek the input of others in your organisation. Create a list of stakeholders to involve. This may include those who may be interested, be affected, or who may have influence over the success of implementation. Use this list as the basis of your consultation and communication activities.

Tip: Stakeholders may include clients, business partners, management, board, volunteers, funders, staff, committees, influencers, and community groups or representatives.

- Ask stakeholders about the gaps, benefits, and challenges and how change might affect them. Their perspective on gaps may help clarify specific areas of need for the National Standards and help you plan to overcome obstacles. Their perspective on benefits and challenges will help you engage and motivate stakeholders with your proposed changes.

Tip: Remember the challenge that some people experience with change. Listen to concerns, create an understanding of why change is needed, encourage individuals to recognise how it will benefit them, and reassure them that support for change will be available to ease the transition.

When asking for input from others, consider providing multiple ways to participate, including the option to provide anonymous feedback.

- An anonymous survey can be used to elicit general views, and this can be supplemented with interviews and focus groups if required. An anonymous survey will ensure you get honest feedback.

Tip: When using anonymous surveys, make sure your survey does not ask questions that could be combined to make respondents recognisable.

When the information has been gathered, it needs to be analysed and the results communicated to stakeholders in an appropriate format. Include key findings and how the information will be further used to inform the process.

Seek feedback as the work progresses and share progress with stakeholders at appropriate intervals throughout the project.

National Standards and Organisational Goals

Your volunteer program contributes to organisation-wide goals and objectives.

Consider how the identified gaps and remedies will achieve these goals and objectives. If there are existing initiatives that complement the changes you propose, consult with relevant people within your organisation to gain alignment and support.

Highlight the contribution your National Standard project or initiative makes to organisational goals in your planning and communication documents, particularly when seeking support. Demonstrating the value of implementation is a reminder of the value volunteers bring to your organisation generally.

If your goals and the goals and objectives of the organisation align, there will be greater acceptance of the changes you plan to implement. It may also provide an opportunity to secure additional resources.

Consolidate the results of your analysis and the feedback from stakeholder consultation and review the extent of change needed. You will use this when you prioritise and develop your implementation plan.

The scoping work to date has provided you with a comprehensive overview of the areas where the National Standards can improve your programs and organisation. At this stage you can form a view of the size and extent of change required that best suits your organisation's needs now and in the future. Your implementation initiative may involve a series of smaller projects to accommodate the resources and capabilities of your organisation.

Step three: Secure internal support and resources

By this stage, you will have formed a view of the type and extent of change you wish to implement. You will also understand the benefits the project will bring and the challenges you are likely to face.

Please note that some organisations will require a full scoping of the Implementation plan first. You may also prefer to develop the plan further before internal approval. If so, refer to Step 4 and return to this step afterwards.

Key tasks

- Obtain management commitment and secure resources.
- Establish a project leader/manager and project team, as appropriate to the scale of the changes you wish to implement.

Further guidance

Obtain management commitment and secure resources.

Whether or not you need formal approval to proceed, securing senior leadership commitment gives authority to your project will help gain cooperation from others in your organisation, and may help secure additional implementation resources if needed.

- Prepare a proposal that sets out the anticipated benefits and outcomes of implementing the National Standards. Include a recommended timeframe and anticipated financial costs (if any). Include who is responsible for project completion.
- Depending on the type and extent of change you wish to implement, you may need additional resources to plan your implementation. It is important to include this in your proposal. This will enable you to secure a project team if required. It will also enable you to prioritise your workload and free up valuable time for the project.

Tip: Look at what external expertise might be available to assist you (e.g., Volunteering Peak Body or a peer in another organisation who has experience implementing the National Standards).

- Be prepared to present your proposed plan and use this as an opportunity to promote the value of your volunteers and the volunteer program.

Tip: Make sure you have a good understanding of the role scope and value of volunteers in your organisation.

- Obtain formal agreement from relevant people in the organisation to proceed.

Tip: Written endorsement of a project plan will enhance the review's credibility and your authority as project manager.

Secure internal sponsorship

Securing internal sponsorship for your initiative can assist in overcoming implementation obstacles such as resources and change resistance. Sponsors can be from other areas across your organisation who can see the value in the changes ahead, or they can be from management who can represent the interests of your volunteer program in senior management meetings.

Establishing a project team

Whilst it is not essential, some organisations will have the capacity to set up a project team. An empowered and committed team can share the work involved in implementing the National Standards and provide a range of perspectives. This team may include sponsors, stakeholders, and representatives from other parts of your organisation, including volunteers.

- Ensure a project manager is identified. All need to understand who is responsible for implementing the project.
- Identify team members based on the knowledge and skills they can bring to the project. Consider inviting expressions of interest to ensure the process is accessible and inclusive. Be clear about the commitment required, including time, and set expectations for contribution upfront.

Tip: Consider finding a volunteer with expertise in project management to join the project team.

- Provide each team member with a copy of the National Standards. Bring the project team together to discuss the project's scope, timeline, and anticipated outcomes.
- Clarify the roles and responsibilities of project team members. Discuss the expectations of the team and agree on what is needed from each person for the project to succeed.
- Determine success criteria to use when the project has been completed to inform future work required.

Step four: Develop an action plan and implement the plan

Prioritise and determine what specifically needs to be done, when and by whom. Consolidate the information you have collected into an action plan to implement the desired change, using the established resources and support.

Key tasks

- Prioritise improvement areas by criteria relevant to your organisation.
- Develop your action plan.
- Implement and monitor your plan.

Further guidance

Prioritising areas for improvement

Using the gap assessment and collected feedback during consultations, prioritise activities to address any gaps and develop an action plan. Prioritisation criteria will vary across organisations. They may be in response to areas that:

- have the greatest gaps
- align with organisational goals
- are easy to implement
- a particular stakeholder group will willingly embrace
- benefit the most people
- match the currently available resources
- align with sponsor priorities.

Developing your plan

A key component to include in your planning documentation is an action plan that identifies who is best placed to undertake tasks and by when.

Your plan may contain various sub-plans such as a communications plan, resource plan, data management plan, and stakeholder management plan. This is dependent on the size of your project and the requirements of your organisation. It is important to use a practical framework. Where possible use planning and project management tools that are familiar to your organisation and that can help you (and the team) track progress.

In line with your prioritised list of improvement areas:

- Identify each of the actions that need to be taken to meet the gap between current practice and the practice identified in the National Standards.
- Revisit the evidence examples in the Evidence Guide and identify suggestions that can help with the areas you have identified as important.
- Break the work down into discrete actions to ensure the plan is achievable.

Tool: Create an action plan. Use a template from within your organisation or an action plan template or format familiar to users.

- Ensure a person responsible for achieving each task is included in the plan.
- Ensure a realistic completion date is nominated for each component in line with the overall timeline for the change. Tools such as a work breakdown structure, Gantt chart or project management software can be used to facilitate this.
- Timelines tend to slip. Consider building flexibility into your action plan.
- Monitor implementation and facilitate resolution of issues as soon as they arise.

- Establish milestones to reward incremental achievements. Ensure those involved in tasks understand what is needed for the task to be considered complete.
- Include activities to communicate and engage others with your project.
- Consider information sessions to generate an understanding of the National Standards and to answer any questions about the implementation process.
- Consider creating simple resources such as an information sheet to provide an overview of the implementation project, its importance, and the anticipated benefits of implementing the National Standards. These resources would be tailored for different audiences as required. For example, the information for your board or management committee might have a different focus than the information you produce for volunteers.

Review policies and procedures

Implementing the National Standards may involve creating or reviewing policies and procedures that support safe and effective volunteer engagement. Refer to the checklist of policy considerations in this guide. In particular:

- If one does not already exist, prepare a general Volunteer Policy that describes your organisation's overall commitment to volunteer involvement. Use the National Standards as a guide.
- Determine what policy statements are needed for each of the activities identified in the action plan. Note that policies explain the organisation's stand on a particular topic or issue. They can range from broad philosophical statements, such as those found in a general Volunteer Policy, to quite specific, for example: 'It is our practice to reimburse volunteers for all travel and out-of-pocket expenses.'
- You may have additional relevant policies to consider that are specific to your organisation's work.


Tip: Beware of thinking that you need to have policies on everything. When deciding on what policies are needed, apply the ‘what’s important’ test by asking the question: Does this topic have an impact on volunteers or the functioning of our organisation?

Implement and monitor your plan

By now you have a plan to implement and monitor implementation. If you have a project team, this will have been developed and agreed to by all. Your plan has incorporated your knowledge of the volunteers and volunteer program, and the perspectives of others who interact with volunteers and your program.

Prior to implementation, you may need management approval. Keeping management informed of progress may be a formal requirement or a part of your plan to keep stakeholders informed.

It’s now time to implement your plan. Use your action plan (and other tools relevant to the size of your project), meetings and performance management activities to monitor the implementation process.



Step five: Review, celebrate, and ensure continuous improvement

Meeting the National Standards is an ongoing process. Regular checks need to be carried out to keep the momentum, maintain progress and ensure continuous improvement.

Key tasks

- Review the success of implementation.
- Recognise and celebrate achievements and outcomes throughout the journey.
- Ensure continual improvements.

Further guidance

Review

After implementation, collecting feedback from those involved in the project team can help future planning activities. Your organisation may require a formal report after the project is completed. Keeping a record of lessons learnt can help inform subsequent projects.

Questions to ask may include:

- Did we have enough skills, resources, and time?
- What didn't we plan for?
- Did we achieve what we set out to do?
- What would we do differently next time?
- What progress was made and what was achieved?
- Did we budget appropriately?

Celebrate

Celebrate the achievements of implementation:

- Thank those in all areas that have contributed to implementation success.
- Highlight and share positive changes within the organisation. This might be at a team meeting or through other internal communication processes.
- Involve stakeholders in the celebrations and acknowledge their role in the change.

Tip: Celebration does not need to be at the end of the project. You might focus on quick wins initially and then celebrate key milestones and outcomes as they occurred throughout the implementation process.

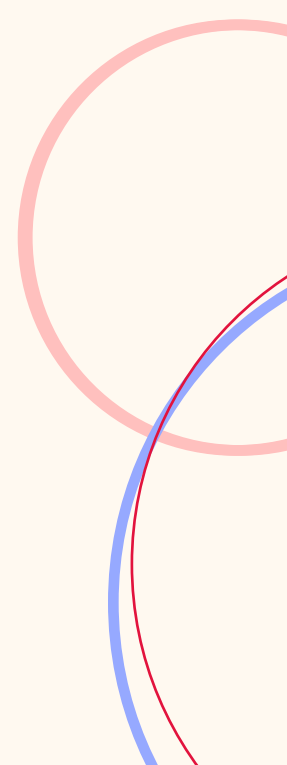

Ensure continuous improvement

Meeting the National Standards is an ongoing process. A requirement for achieving the National Standards is having processes and policies in place to support continuous improvement.

If not already done so, identify a suitable person to be responsible for the ongoing policies, processes and systems for volunteer involvement and for aligning with the National Standards.

- This role might be assigned to a full-time manager of volunteers, be part of one person's job, or it may be a volunteer role in an organisation that is entirely volunteer-based. Whatever the case, such responsibility should normally be assigned a 'managerial' role within the organisation and be reflected in the person's job or role description.
- A National Standards maintenance team could be established to meet on a regular and 'as needed' basis.
- Regular checks to ensure the organisation or group is continuing to improve its volunteer involvement practice will ensure your volunteer program continues its efforts to meet the National Standards.

Consider continuous improvement to be a process of review, plan and action. It is a series of small steps required to keep your program growing or developing to best incorporate the National Standards and provide an environment where volunteers feel respected and supported.



Volunteering
AUSTRALIA